





Price list for mounting systems for solar modules (July 2024)





READY-MADE SOLUTIONS FOR MOUNTING SYSTEMS INCLUDING HARDWARE (price is for 1 panel)
installation instructions for the required structure are available on our website www.krepmetal.ua

ILLUSTRATIONS	NAME	OPTION OF THE MOUNTING SYSTEM	unit of measure	PRICE USD	PRICE EURO
1. ROOF MOUNTING SYSTEMS					
1.1. Complete solar panel mounting system on a sloped roof					
	Complete mounting system for 1 photo module VERTICAL LAYOUT	hot-dipped galvanized profile ULTRA	set	on request	on request
		cold galvanized profile	set	11,11	10,29
		aluminum profile	set	18,61	17,25
1.2. Complete solar flat roof mounting system					
	Complete mounting system for 1 photo module VERTICAL LAYOUT	hot-dipped galvanized profile ULTRA	set	on request	on request
		cold galvanized profile	set	27,15	25,16
1.3. Complete solar flat roof mounting system ballast design* (price without ballast)					
	Complete mounting system for 1 photo module VERTICAL LAYOUT	hot-dipped galvanized profile ULTRA	set	on request	on request
		cold galvanized profile	set	26,41	24,47
1.4. Complete solar flat roof mounting system, east-west					
	Complete mounting system for 1 photo module TRANSVERSE LAYOUT	hot-dipped galvanized profile ULTRA	set	on request	on request
		cold galvanized profile	set	27,15	25,16
2. GROUND MOUNTING SYSTEMS					
2.1. Solar ground mounting system (for concreting)					
	Double-row, double-support system VERTICAL LAYOUT	hot-dipped galvanized profile ULTRA	set	on request	on request
		cold galvanized profile	set	32,09	29,73
	Three-row, three-support system VERTICAL LAYOUT	hot-dipped galvanized profile ULTRA	set	on request	on request
		cold galvanized profile	set	30,86	28,59
2.2. Solar ground mounting system (for geoscrews)					
	Double-row, double-support system VERTICAL LAYOUT	hot-dipped galvanized profile ULTRA	set	on request	on request
		cold galvanized profile	set	49,37	45,75
	Three-row, three-support system VERTICAL LAYOUT	hot-dipped galvanized profile ULTRA	set	on request	on request
		cold galvanized profile	set	50,60	46,89


3. MAINE PROFILE FOR MOUNTING SYSTEMS
3.1 U-shaped main profile 41x41x9x8x1,4 mm (weight 1.5 kg/linear meter), the distance between the support points is fixed to no more than 1,6 meters

	U-shaped main profile 41x41x9x8x1,4 mm, L=2200	Cold galvanized profile	pieces	on request	on request
	U-shaped main profile 41x41x9x8x1,4 mm, L=4200	Cold galvanized profile	pieces	on request	on request
	U-shaped main profile 41x41x9x8x1,4 mm, L=5200	Cold galvanized profile	pieces	on request	on request
	U-shaped main profile 41x41x9x8x1,4 mm, L=6000	Cold galvanized profile	pieces	on request	on request


3.2. U-shaped main profile 41x41x9x8x1,5 mm (weight 1,6 kg/linear meter), the distance between the support points is fixed to no more than 1,8 meters

	U-shaped main profile 41x41x9x8x1,5 mm, L=2200	hot-dipped galvanized profile ULTRA	pieces	on request	on request
		Cold galvanized profile	pieces	5,81	5,38
	U-shaped main profile 41x41x9x8x1,5 mm, L=4200	hot-dipped galvanized profile ULTRA	pieces	on request	on request
		Cold galvanized profile	pieces	11,09	10,28
	U-shaped main profile 41x41x9x8x1,5 mm, L=5200	hot-dipped galvanized profile ULTRA	pieces	on request	on request
		Cold galvanized profile	pieces	13,73	12,73
	U-shaped main profile 41x41x9x8x1,5 mm, L=6000	Cold galvanized profile	pieces	15,85	14,68


3.3. U-shaped main profile 41x41x9x8x2 mm (weight 2,1 kg/linear meter), the distance between the support points is fixed to no more than 2,3 meters

	U-shaped main profile 41x41x9x8x2 mm, L=6000	Cold galvanized profile	pieces	20,44	18,94
--	--	-------------------------	--------	-------	-------


3.4. U-shaped main profile 41x21x9x8x1,4 mm (weight 1,08 kg/linear meter), the distance between the support points is fixed to no more than 1,2 meters

	U-shaped main profile 41x21x9x8x1,4 mm, L=6000	Cold galvanized profile	pieces	on request	on request
--	--	-------------------------	--------	------------	------------


3.5. U-shaped main profile 41x21x9x8x1,5 mm (weight 1,16 kg/linear meter), distance between fastening support points no more than 1,3 meters

	U-shaped main profile 41x21x9x8x1,5 mm, L=6000	Cold galvanized profile	pieces	11,40	10,57
--	--	-------------------------	--------	-------	-------

3.6. U-shaped main profile 41x76x9x8x2 mm (weight 3,25 kg/linear meter), distance between fastening support points no more than 3,2 meters





	U-shaped main profile 41x76x9x8x2 mm, L=6000	Cold galvanized profile	pieces	31,70	29,37
--	--	-------------------------	--------	-------	-------

3.7. U-shaped main profile 41x62x9x8x2 mm (weight 2,75 kg/linear meter), distance between fastening support points no more than 2,7 meters

	U-shaped main profile 41x62x9x8x2 mm, L=6000	Cold galvanized profile	pieces	27,25	25,25
--	--	-------------------------	--------	-------	-------

3.8. C-shaped main profile 100x50x15x2 mm (weight 3,32 kg/linear meter), distance between fastening support points no more than 3,2 meters					
	C-shaped main profile 100x50x15x2 mm, L=6000	Cold galvanized profile	pieces	32,14	29,78
3.9. C-shaped main profile 120x43x9x2 mm (weight 3,23 kg/m.m), distance between fastening support points no more than 3,1 meters					
	C-shaped main profile 120x43x9x2 mm, L=6000	Cold galvanized profile	pieces	31,10	28,82
3.10. Profile connector for solar panels C-shaped 35x21x1,5 mm					
	Profile connector: C-shaped profile 35x21x1,5 mm, L=200	hot-dipped galvanized profile ULTRA	pieces	on request	on request
		Cold galvanized profile	pieces	0,74	0,69
3.11. Main profile, ALUMINUM (weight 0,950 kg/linear meter), distance between support points is fixed no more than 1,6 meters					
	Main profile, L=2400	Aluminum	pieces	13,03	12,08
	Main profile, L=4800	Aluminum	pieces	26,07	24,15
	Profile connector, L=150	Aluminum	pieces	0,99	0,91
4. INSTALLATION ELEMENTS					
	Mounting plate 82x40x4 mm	Zinc	pieces	0,47	0,43
	Mounting corner 100x50x50x5 mm	Aluminum	pieces	0,94	0,87
5. HELICAL PILE WITH FLANGE UNDER C-SHAPED PROFILE					
5.1. Geoscrew, the diameter of the screw pile trunk is 76 mm; metal wall thickness - 3mm; spiral thickness - 4 mm.					
	Length 1500 mm, hot-dipped galvanized coating	pieces	42,58	39,46	
	Length 2000 mm, hot-dipped galvanized coating	pieces	48,54	44,98	
	Length 2500 mm, hot-dipped galvanized coating	pieces	54,51	50,50	
5.2. Geoscrew, the diameter of the screw pile trunk is 57 mm; metal wall thickness - 3 mm; spiral thickness - 4 mm.					
	Length 1500 mm, hot-dipped galvanized coating	pieces	36,90	34,19	
	Length 2000 mm, hot-dipped galvanized coating	pieces	42,58	39,46	
	Length 2500 mm, hot-dipped galvanized coating	pieces	48,26	44,72	
6. CLAMPS FOR MODULES AND THEIR FASTENING					
	End clamp, module thickness 30 mm	Aluminum (metal wall thickness 4 mm), L 40 mm	pieces	0,30	0,27
	End clamp, module thickness 35 mm		pieces	0,30	0,27
	End clamp, module thickness 40 mm		pieces	0,30	0,27
	Mid clamp, universal	Aluminum (metal wall thickness 4 mm), L 50 mm	pieces	0,37	0,34

	Insulating gasket 60x60x4 mm	Composite aluminum	pieces	0,12	0,11
	Quick mounting nut M8x18x37x6 mm for galvanized profile with plastic lock, assembled	Zinc	set	0,20	0,18
	Complete solar system mid clamp for aluminum fastening system.	<ul style="list-style-type: none"> o Aluminum end clamp for modules 30-40 mm; o Gasket 60x60x4 mm, composite aluminum; o Screw M8x30, DIN912, galvanized steel, strength class 8.8; o Spring lock washer, M8, DIN 127, stainless steel, A2; o Quick mounting nut M8x18x37 for the profile with a plastic lock, zinc. 	set	0,74	0,69
	Complete solar system end clamp for galvanized fastening system.	<ul style="list-style-type: none"> o Aluminum mid clamp, universal; o Gasket 60x60x4 mm, composite aluminum; o Screw M8x50, DIN912, galvanized steel, strength class 8.8; o Spring lock washer, M8, DIN 127, stainless steel, A2; o Quick mounting nut M8x18x37 for the profile with a plastic lock, zinc. 	set	1,81	1,75
	Complete solar system end clamp for galvanized fastening system.	<ul style="list-style-type: none"> o Aluminum end clamp, for modules 30-40 mm; o Screw M8x25, DIN912, stainless steel, A2; o Spring lock washer, M8, DIN 127, stainless steel, A2; o Aluminum clamp, M8. 	set	0,76	0,70
	Complete solar system mid clamp for galvanized fastening system.	<ul style="list-style-type: none"> o Aluminum mid clamp, universal; o Screw M8x30, DIN912, stainless steel, A2; o Spring lock washer, M8, DIN 127, stainless steel, A2; o Aluminum clamp, M8. 	set	0,86	0,79
7. FASTENING ELEMENTS AND ACCESSORIES					
	Screw-Screw M10x200 ; 3 toothed flange nuts M10-DIN6923; Washer M10 (rubber) insulating EPDM. Full metric thread	Zinc	set	0,64	0,59
		Stainless steel, A2	set	1,36	1,26
	Screw-Screw M10x300 ; 3 toothed flange nuts M10-DIN6923; Washer M10 (rubber) insulating EPDM. Full metric thread	Zinc	set	1,14	1,05
	Bracket M10x200, assembled for galvanized fastening system	Zinc	set	1,11	1,03
	Bracket M10x200, assembled for aluminum fastening system.	Aluminum and stainless steel, A2	set	2,30	2,13
	Aluminum clamp + Screw DIN912 M8x25 + Reinforced washer DIN9021 M8 + Spring lock washer M8	Aluminum and stainless steel, A2. (for installation of aluminum fastening system structures)	set	0,51	0,47
	Screw M10x25 -DIN912; Toothed nut with collar M10-DIN6923; Washer M10-DIN125.	Zinc	set	0,17	0,16
	Screw M10x60 -DIN912; Toothed nut with collar M10-DIN6923; Washer M10-DIN125.	Zinc	set	0,32	0,30
	Screw M10x25 -DIN912	Zinc	pieces	0,12	0,11
	Screw M10x60 -DIN912	Zinc	pieces	0,25	0,23
	Toothed flange nut M10 -DIN6923	Zinc	pieces	0,05	0,05
		Stainless steel, A2	pieces	0,15	0,14

	Toothed flange nut M8-DIN6923	Stainless steel, A2	pieces	0,10	0,09
	Screw DIN912, M8x100	Stainless steel, A2	pieces	0,37	0,34
	Screw DIN912, M8x80		pieces	0,30	0,27
	Screw DIN912, M8x40		pieces	0,20	0,18
	Screw DIN912, M8x30		pieces	0,15	0,14
	Screw DIN912, M8x25		pieces	0,12	0,11
	Screw DIN912, M8x60	Zinc	pieces	0,15	0,14
	Screw DIN912, M8x50		pieces	0,12	0,11
	Screw DIN912, M8x40		pieces	0,12	0,11
	Screw DIN912, M8x30		pieces	0,09	0,08
	Sealing washer (insulating) EPDM, M10	Rubber	pieces	0,12	0,11

The ULTRA hot-dipped galvanized system is a certified anti-corrosion coating application by hot-dipped galvanizing according to ISO1461:2009. This coating protects steel metal products from corrosion for more than 30 years: main profile - steel S235JR, carbon construction, high quality, hot-dipped galvanized coating 50-70 microns thick = 800-900 grams of zinc per 1 sq.m. metal Profiling is done by perforation, at the end the finished profile is immersed in a bath to apply a hot-dipped galvanized coating, which is why it is called "hot zinc", as a result is a monolithic and continuous treatment of the entire surface of the profile, which provides maximum protection from the external environment and a long service life. Clamps for fastening modules - aluminum; brackets - hot-dipped galvanized steel; construction hardware - galvanized steel; insulating gaskets - composite aluminum; hardware for aluminum clamps for fastening modules - stainless steel A2.

Cold galvanized system: main profile - steel DX51D+ZN275 or S350JD+ZN275, zinc coating 25 microns = 275 grams of zinc per 1 sq.m. metal It is made from pre-galvanized metal, profiled then perforated, and as a result, all holes and ends of the profile are without zinc coating and, accordingly, are subject to corrosion. Clamps for fastening modules - aluminum; brackets - galvanized steel; structural hardware - galvanized steel; insulating gaskets - composite aluminum; hardware for aluminum clamps for fastening modules - galvanized steel.

Aluminum system: main profile - aluminum AD31, heat treatment T5 (in Europe AD31 is called alloy 6063); clamps for fastening modules - aluminum; brackets - aluminum + stainless steel A2; structural hardware - stainless steel A2; hardware for aluminum clamps for fastening modules - stainless steel A2.

The price includes a standard set of elements and may vary depending on the technical specifications and specifications of the object being installed and the roof covering. For the most correct selection of equipment, send us your technical specifications with photographs or a project for calculation. roofs.

The price does not include transportation costs for delivering the goods to the client.